

# ID CARD PRODUCT LIST



**steadfast paper**

888.483.6300

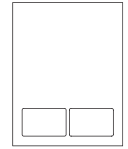
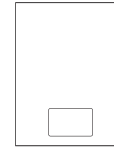
www.steadfastpaper.com

Authorized Distributor

## DocuPerf

### 100# WHITE TEXT - DOCUPERF PUNCH OUT STYLE

Item	Sheets / Carton	Cards	Film Type	Carton Weight
8285	1000	1	Gloss Toner	25 lb
8286	1000	2	Gloss Toner	25 lb



### 60# WHITE COVER - DOCUPERF PUNCH OUT STYLE

Item	Sheets / Carton	Cards	Film Type	Carton Weight
8260	1000	1	Gloss Toner	25 lb
8261	1000	2	Gloss Toner	25 lb

### 90# WHITE INDEX - DOCUPERF PUNCH OUT STYLE

Item	Sheets / Carton	Cards	Film Type	Carton Weight
8263	1000	1	Gloss Toner	25 lb
8262	1000	2	Gloss Toner	25 lb

### 90# WHITE INDEX - DOCUPERF PUNCH OUT STYLE - UNIVERSAL

Item	Sheets / Carton	Cards	Film Type	Carton Weight
8281	1000	1	Matte Universal	25 lb
8282	1000	2	Matte Universal	25 lb

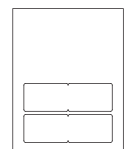
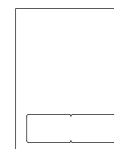
### 90# WHITE INDEX - DOCUPERF PUNCH OUT STYLE - INKJET

Item	Sheets / Carton	Cards	Film Type	Carton Weight
8275	1000	1	Gloss Inkjet	25 lb
8276	1000	2	Gloss Inkjet	25 lb

## DocuFold

### 90# WHITE INDEX - DOCUFOLD FOLD OVER STYLE

Item	Sheets / Carton	Cards	Film Type	Carton Weight
8221	800	1	Gloss Toner	22 lb
8222	800	2	Gloss Toner	22 lb



Items are 8.5 x 11" with grain direction parallel to 8.5" edge.

For more information, contact your DocuCopy® Distributor.



**steadfast paper**

888.483.6300

www.steadfastpaper.com

Authorized Distributor



# ID CARD PRODUCT LIST



**steadfast paper**

888.483.6300

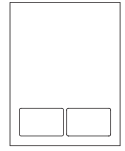
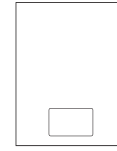
www.steadfastpaper.com

Authorized Distributor

## DocuPeel 8.5"x11"

### 90# WHITE INDEX - DOCUPEEL™ W/ 7 MIL SYNTHETIC CARD

Item	Sheets / Carton	Cards	Film Type	Carton Weight
8268	1000	1 - 7 Mil Synthetic	Matte Toner	24 lb
8269	1000	2 - 7 Mil Synthetic	Matte Toner	24 lb



### 90# WHITE INDEX - DOCUPEEL™ W/ 8 MIL SYNTHETIC CARD

Item	Sheets / Carton	Cards	Film Type	Carton Weight
8266	1000	1 - 8 Mil Synthetic	Matte Toner	24 lb
8267	1000	2 - 8 Mil Synthetic	Matte Toner	24 lb

### 90# WHITE INDEX - DOCUPEEL™ W/ 10 MIL SYNTHETIC CARD

Item	Sheets / Carton	Cards	Film Type	Carton Weight
8273	1000	1 - 10 Mil Synthetic	Matte Toner	24 lb
8274	1000	2 - 10 Mil Synthetic	Matte Toner	24 lb

### 90# WHITE INDEX - DOCUPEEL™ W/ 12 MIL SYNTHETIC CARD

Item	Sheets / Carton	Cards	Film Type	Carton Weight
8277	800	1 - 12 Mil Synthetic	Matte Toner	24 lb
8278	800	2 - 12 Mil Synthetic	Matte Toner	24 lb

### 90# WHITE INDEX - DOCUPEEL™ W/ 9 MIL SYNTHETIC CARD - UNIVERSAL

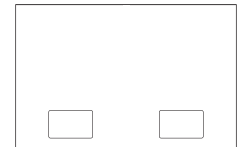
Item	Sheets / Carton	Cards	Film Type	Carton Weight
8279	1000	1 - 9 Mil Synthetic	Matte Universal	24 lb
8280	1000	2 - 9 Mil Synthetic	Matte Universal	24 lb

grain direction parallel to 8.5" edge

## DocuPeel 12x18"

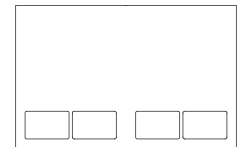
### 100# WHITE TEXT - DOCUPEEL™ W/ 9 MIL SYNTHETIC CARD - UNIVERSAL

Item	Sheets / Carton	Cards	Film Type	Carton Weight
8287	500	1 Card / 2 Up - 9 Mil Synthetic	Matte Universal	27 lb
8288	500	2 Card / 2 Up - 9 Mil Synthetic	Matte Universal	27 lb



### 100# WHITE TEXT - DOCUPEEL™ W/ 12 MIL SYNTHETIC CARD - UNIVERSAL

Item	Sheets / Carton	Cards	Film Type	Carton Weight
8289	400	1 Card / 2 Up - 12 Mil Synthetic	Matte Universal	27 lb
8290	400	2 Card / 2 Up - 12 Mil Synthetic	Matte Universal	27 lb



grain direction parallel to 18" edge



**steadfast paper**

888.483.6300

www.steadfastpaper.com

Authorized Distributor

For more information, contact your DocuCopy® Distributor.

